

Parent's Instructions for Pre-Cardiac Surgery Wash

Take the bag provided for you by the nurse along with clean underwear or nappy to the changing facility as instructed.

Get your child undressed and clean their body using the wipes as shown in pictures below.

CLOTH 1

Clean your child's hands, face, neck and both arms

CLOTH 2

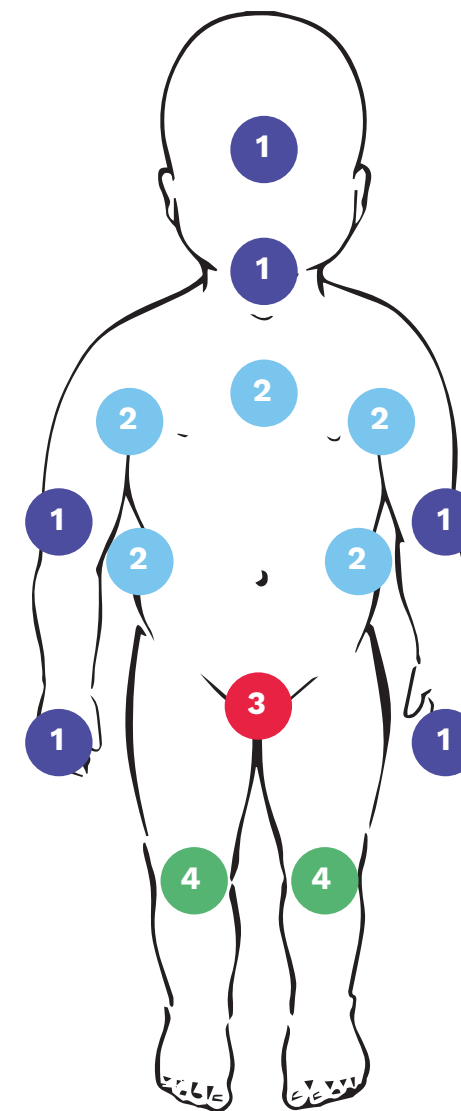
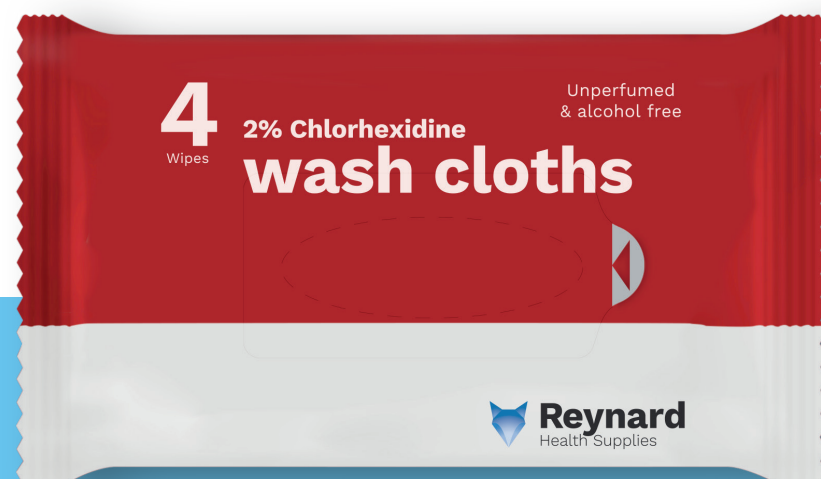
Clean armpits, chest areas and side of the body

CLOTH 3

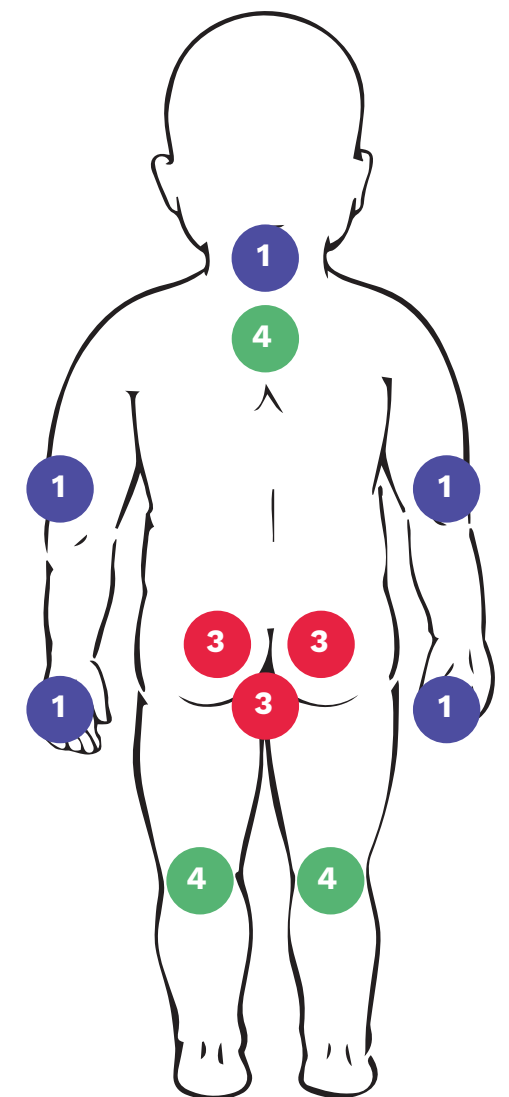
Clean the buttocks and groin
(paying attention to where the underwear/nappy sits)

CLOTH 4

Clean the back and both legs



FRONT



BACK

- There is no need to dry your child after using the wipes, please allow to air dry.
- Once your child's skin feels dry you can dress them in their clean underwear and clean gown or other clothing.
- Place used clothing in bag provided if needed.